

Cabot Public Schools

2012–2013 Report to the Public

6 p.m.
September 11, 2012
Central Administrative Office

FAST FACTS

- 10,236 Students K-12 (September 5, 2012)
- 260 Pre-K Students
- 40 Students in Head Start Program
- 108 Students in HIPPIY Program
- 15 Schools
- 1375 Staff Members
 - ❖ 772 Certified Staff
 - ❖ 603 Classified Staff
- 90 Daily Bus Routes
- 4000 Computers and 300 iPads

2011-12 Budget Summary

Beginning Balance	\$	5,743,078
Add Revenue	\$	76,355,821
Subtract Expenses	\$	<u>(75,412,038)</u>
<i>Ending Balance</i>	\$	<i>6,686,861</i>

Legal Balance History

Fiscal Year Ended	Legal Balance	Change Over Previous Year	Total Expenses	Percentage
6/30/2000	3,864,666	–	30,232,799	12.78%
6/30/2001	4,042,331	177,665	33,591,111	12.03%
6/30/2002	3,834,916	–207,415	37,873,673	10.13%
6/30/2003	3,953,937	119,021	39,249,983	10.07%
6/30/2004	3,263,049	–690,888	42,097,219	7.75%
6/30/2005	3,377,354	114,305	48,160,507	7.01%
6/30/2006	3,399,307	21,953	51,143,130	6.65%
6/30/2007	2,679,010	–720,297	55,653,093	4.81%
6/30/2008	4,518,086	1,839,076	58,534,278	7.72%
6/30/2009	4,825,724	307,638	63,106,770	7.65%
6/30/2010	5,412,792	587,068	66,804,971	8.10%
6/30/2011	5,743,078	480,183	68,941,296	8.33%
6/30/2012	6,686,862	973,784	75,412,038	8.87%

Construction – Growth Completed


- ▶ High School Cafeteria
- ▶ Panther Arena
- ▶ Fine Arts Renovations
- ▶ High School Science Labs
- ▶ Paved drive between MSS and JHS
- ▶ Pick Up/Drop Off Drive at MSN



Cabot School Board

Core Beliefs

Core Beliefs


- 1) The academic success of every student in Cabot Public Schools is the top priority of the Cabot School Board.
 - 2) Every school in Cabot Public Schools can be a high-performing organization, both academically and operationally.
 - 3) All schools can be safe learning environments where every student and adult is valued and respected.
 - 4) Education is a shared responsibility.
 - 5) Visionary leadership creates a dynamic environment.
 - 6) All CPS children can be academically prepared to reach their dreams.
 - 7) Effective relationships are powerful.
- 

Cabot Public Schools

District Priorities

AN ALIGNED SYSTEM OF CURRICULUM & ASSESSMENT

Address the diverse needs of all learners by providing a continued, targeted focus on a curriculum that is globally competitive, rigorous and proactive.



EMPHASIS ON QUALITY TEACHING AND LEARNING

**Deliver a comprehensive curriculum through
engaging instruction with a focus on student
achievement.**



HIGH EXPECTATIONS & ACCOUNTABILITY FOR ADULTS

**Optimize our workforce based on competencies,
attitudes and professional behavior needed to
accomplish our district vision.**



CLIMATE FOR LEARNING

Provide a safe, caring, engaging and inviting environment for our students, staff, parents and community.

Testing Data

Mathematics Comparison Data

Grade Level	2007	2012
3 rd Grade	86	93
4 th Grade	78	90
5 th Grade	76	86
6 th Grade	84	85
7 th Grade	72	84
8 th Grade	62	80
Algebra I	79	86
Geometry	79	84

Literacy Comparison Data

Grade Level	2007	2012
3 rd Grade	73	87
4 th Grade	67	91
5 th Grade	71	89
6 th Grade	72	86
7 th Grade	69	85
8 th Grade	74	85
11 th Grade EOL	68	77

Mathematics

3RD GRADE MATHEMATICS

	<u>2007</u>	<u>2008</u>	<u>2009</u>	<u>2010</u>	<u>2011</u>	<u>2012</u>
Central	86	94	83	90	93	91
Eastside	93	95	86	87	96	94
Magness Creek	92	98	99	96	96	94
Mountain Springs					93	95
Northside	79	89	86	89	91	88
Southside	74	83	91	94	91	97
Stagecoach		99	95	94	97	95
Ward Central	81	81	78	86	94	89
Westside	78	79	79	84	83	93
District	86	90	88	90	93	93
State	75	78	81	84	86	87

4TH GRADE MATHEMATICS

	<u>2007</u>	<u>2008</u>	<u>2009</u>	<u>2010</u>	<u>2011</u>	<u>2012</u>
Central	65	81	87	81	92	88
Eastside	84	90	86	86	90	91
Magness Creek	90	93	89	94	95	92
Mountain Springs					98	95
Northside	76	82	85	91	94	87
Southside	86	89	90	89	84	88
Stagecoach		87	92	97	94	98
Ward Central	63	75	80	76	85	90
Westside	75	87	77	85	80	84
District	78	86	86	88	90	90
State	65	74	77	80	82	82

5TH GRADE MATHEMATICS

	<u>2007</u>	<u>2008</u>	<u>2009</u>	<u>2010</u>	<u>2011</u>	<u>2012</u>
Middle North	74	73	83	85	87	87
Middle South	78	76	82	81	88	86
DISTRICT	76	74	82	83	88	86
STATE	61	67	70	74	78	76

6TH GRADE MATHEMATICS

	<u>2007</u>	<u>2008</u>	<u>2009</u>	<u>2010</u>	<u>2011</u>	<u>2012</u>
Middle North	84	81	87	88	85	84
Middle South	84	88	86	85	84	87
DISTRICT	84	84	86	87	84	85
STATE	68	72	77	75	77	76

7TH GRADE MATHEMATICS

	<u>2007</u>	<u>2008</u>	<u>2009</u>	<u>2010</u>	<u>2011</u>	<u>2012</u>
Junior North	71	73	74	77	81	84
Junior South	72	76	80	83	78	83
ACE/ALE*	57	100	43*	73	70	60
DISTRICT	72	75	77	80	79	84
STATE		58	62	70	75	77

*1st year ALE added to this total

8TH GRADE MATHEMATICS

	<u>2007</u>	<u>2008</u>	<u>2009</u>	<u>2010</u>	<u>2011</u>	<u>2012</u>
Junior North	57	66	74	78	71	83
Junior South	67	72	73	74	80	78
ACE/ALE*	40	44	80*	33	64	68
DISTRICT	62	68	74	76	75	80
STATE	47	56	64	63	63	69

*1st year ALE added to this total

ALGEBRA I

	<u>2007</u>	<u>2008</u>	<u>2009</u>	<u>2010</u>	<u>2011</u>	<u>2012</u>
Junior North	83	79	87	89	89	88
Junior South	84	88	86	86	91	86
CHS	41	59	46	71	47	64
ACE/ALE*	84	35	58*	89	57	70
DISTRICT	79	80	85	88	88	86
STATE	62	60	70	76	78	79

*1st year ALE added to this total

GEOMETRY

	<u>2007</u>	<u>2008</u>	<u>2009</u>	<u>2010</u>	<u>2011</u>	<u>2012</u>
Junior North	98	100	100	100	100	100
Junior South	100	100	100	99	100	100
Cabot High	72	75	70	79	79	80
ACE/ALE*	56	65	44*	52	53	57
DISTRICT	79	80	77	84	84	84
STATE	59	60	66	69	73	75

*1st year ALE added to this total

Literacy

3RD GRADE LITERACY

	<u>2007</u>	<u>2008</u>	<u>2009</u>	<u>2010</u>	<u>2011</u>	<u>2012</u>
Central	72	75	73	86	85	91
Eastside	79	74	73	81	90	95
Magness Creek	76	78	89	90	90	83
Mountain Springs					84	95
Northside	77	67	79	71	86	83
Southside	71	74	82	84	84	88
Stagecoach		79	90	84	88	86
Ward Central	62	58	65	64	82	84
Westside	66	75	75	70	80	84
District	73	72	77	79	86	87
State	59	64	66	71	76	81

4TH GRADE LITERACY

	<u>2007</u>	<u>2008</u>	<u>2009</u>	<u>2010</u>	<u>2011</u>	<u>2012</u>
Central	59	73	81	80	94	81
Eastside	75	75	82	80	88	89
Magness Creek	68	87	90	90	91	96
Mountain Springs					92	96
Northside	68	80	83	87	91	91
Southside	71	84	87	88	88	88
Stagecoach		72	85	95	92	95
Ward Central	58	64	79	78	77	93
Westside	70	82	77	86	85	89
District	67	77	83	86	88	91
State	58	67	72	77	82	85

5TH GRADE LITERACY

	<u>2007</u>	<u>2008</u>	<u>2009</u>	<u>2010</u>	<u>2011</u>	<u>2012</u>
Middle North	65	76	83	86	85	86
Middle South	78	79	83	82	86	93
DISTRICT	71	77	83	84	85	89
STATE	59	64	69	74	77	86

6TH GRADE LITERACY

	<u>2007</u>	<u>2008</u>	<u>2009</u>	<u>2010</u>	<u>2011</u>	<u>2012</u>
Middle North	69	74	84	82	86	84
Middle South	75	80	86	84	83	88
DISTRICT	72	78	85	83	84	86
STATE	59	64	70	72	71	75

7TH GRADE LITERACY

	<u>2007</u>	<u>2008</u>	<u>2009</u>	<u>2010</u>	<u>2011</u>	<u>2012</u>
Junior North	68	64	69	80	78	87
Junior South	68	69	77	80	77	83
ACE/ALE*	n/a	100	29*	55	50	80
DISTRICT	69	66	73	77	76	85
STATE	57	58	65	68	67	80

*1st year ALE added to this total

8TH GRADE LITERACY

	<u>2007</u>	<u>2008</u>	<u>2009</u>	<u>2010</u>	<u>2011</u>	<u>2012</u>
Junior North	68	79	78	89	86	87
Junior South	80	81	81	89	86	86
ACE	80	89	60	44	82	63
DISTRICT	74	80	79	88	86	85
STATE	63	67	72	76	77	80

11TH GRADE LITERACY

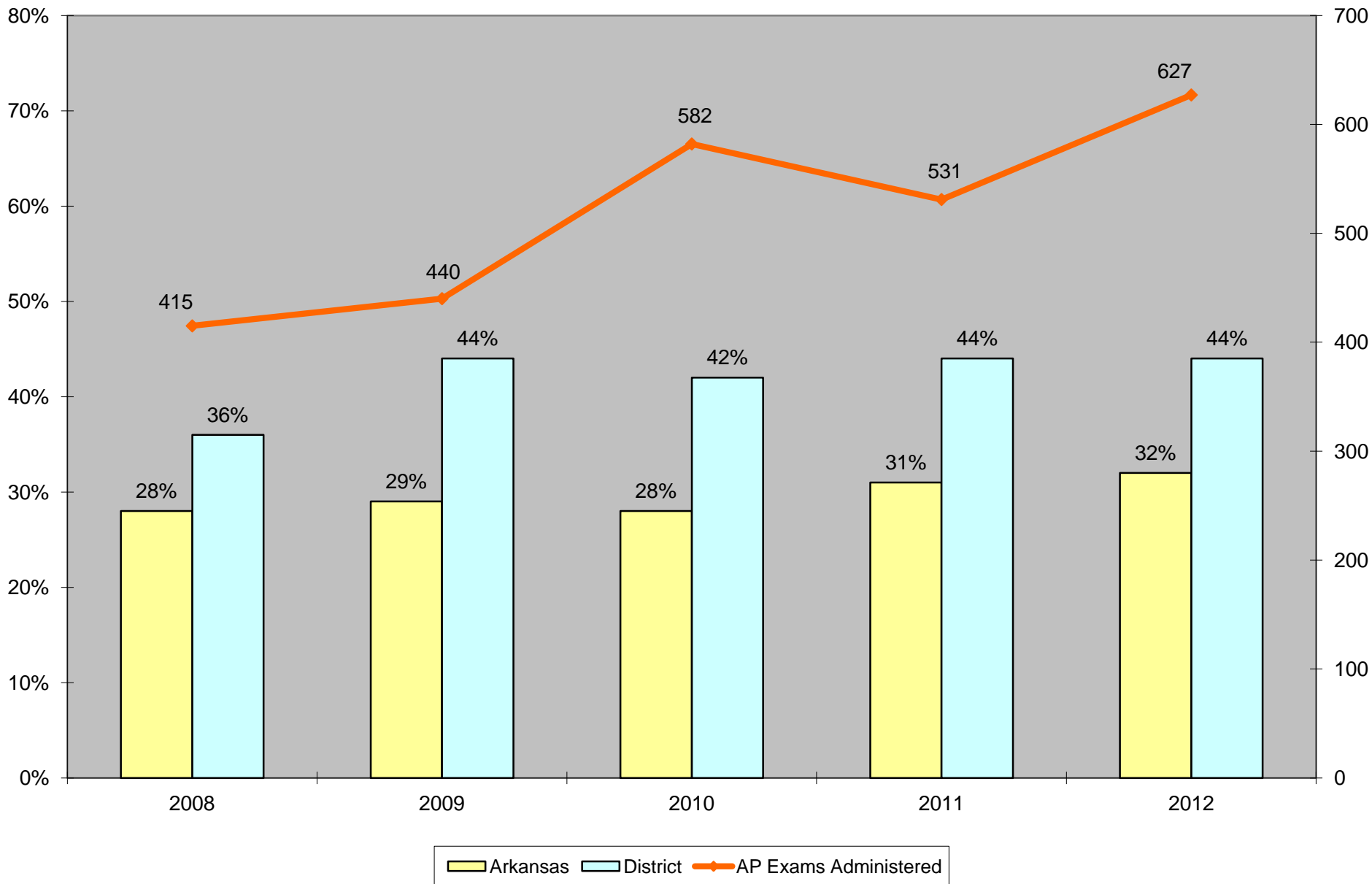
	<u>2007</u>	<u>2008</u>	<u>2009</u>	<u>2010</u>	<u>2011**</u>	<u>2012</u>
CHS	69	66	69	73	80	78
ACE/ALE*	60	47	33*	56	65	75
DISTRICT	68	65	66	72	79	77
STATE	50	51	56	60	65	68

*1st year ALE added to this total

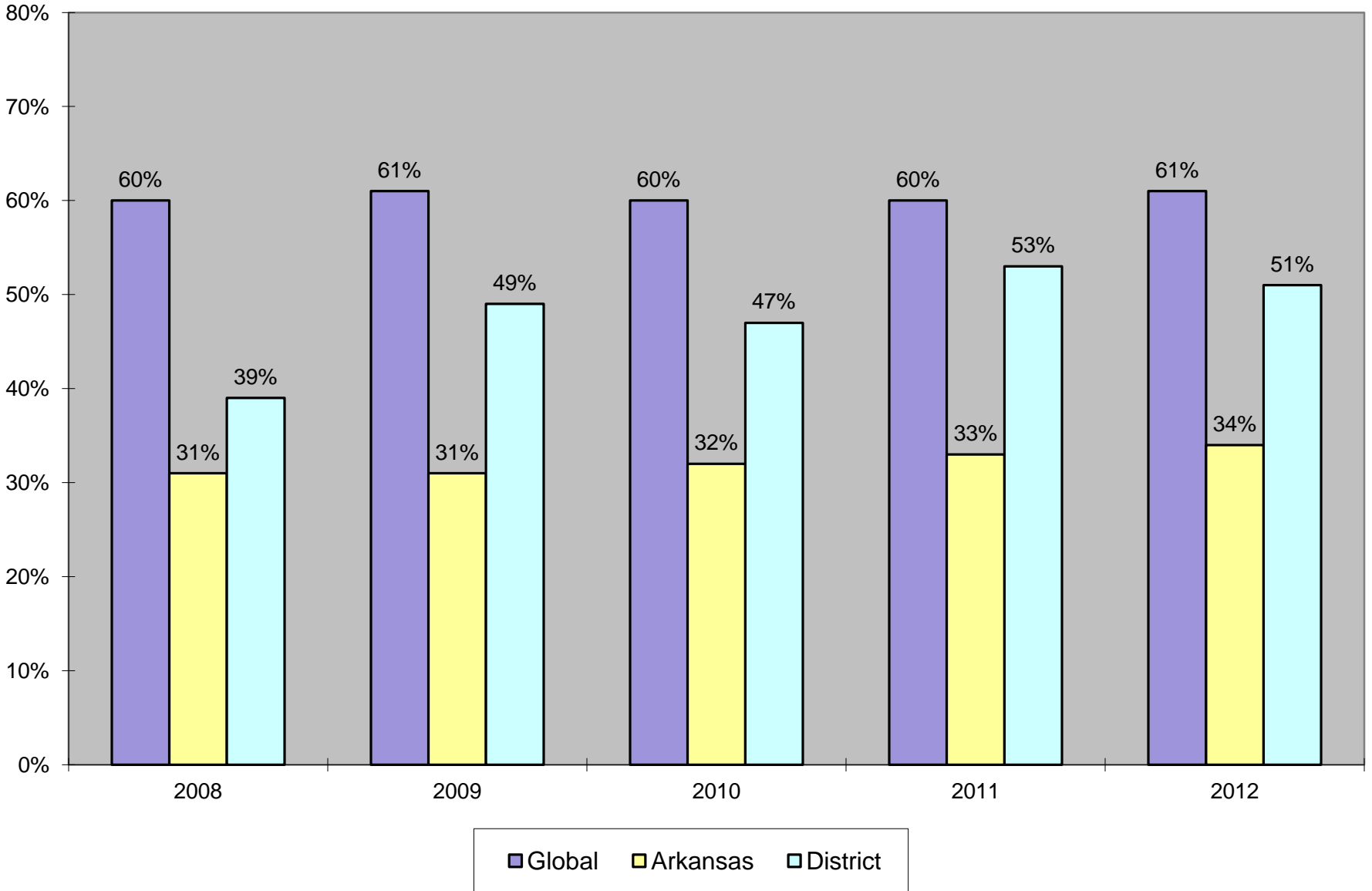
** Scores renormed

Advanced Placement Testing

Arkansas State Average vs. Cabot Public Schools AP Success Rate (Percentage of 3's, 4's, and 5's)



**Global vs. Arkansas vs. Cabot Public Schools
AP Success Rate
(Percentage of students with a score of 3+)**



ACT Results

ACT: American College of Testing

CABOT PUBLIC SCHOOLS

Year	Number Tested	English			Mathematics			Reading			Science			Composite		
		district	state	nation	district	state	nation	district	state	nation	district	state	nation	district	state	nation
2012	503	22.4	20.0	20.5	22.1	20.0	21.1	22.5	20.6	21.3	21.9	20.1	20.9	22.4	20.3	21.1
2011	476	22.1	19.6	20.6	21.6	19.7	21.1	22.0	20.2	21.3	21.6	19.8	20.9	21.9	19.9	21.1
2010	432	22.2	20.1	20.5	21.7	19.9	21.0	22.8	20.6	21.3	21.8	20.2	20.9	22.3	20.3	21.0
2009	419	22.0	20.6	20.6	21.4	20.1	21.0	22.4	21.0	21.4	21.5	20.2	20.9	22.0	20.6	21.1
2008	405	21.9	20.7	20.6	21.3	20.1	21.0	21.9	21.0	21.4	21.5	20.3	20.8	21.8	20.6	21.1
2007	393	22.5	20.5	20.7	21.0	19.9	21.0	21.8	20.9	21.5	21.3	20.2	21.0	21.8	20.5	21.2
2006	348	23.0	20.7	20.6	20.8	19.9	20.8	22.3	20.9	21.4	21.7	20.3	20.9	22.1	20.6	21.1
2005	361	21.9	20.5	20.4	20.4	19.6	20.7	21.3	20.6	21.3	21.1	20.1	20.9	21.3	20.3	20.9

Focus on Achievement of Student Groups:

- ▶ All Students Group
 - Every student enrolled on or before October 1
- ▶ Targeted Assistance Gap Group (TAGG)
 - English Language Learners
 - Students with Disabilities
 - Economically Disadvantaged Students

2 Classifications of School Improvement:

- ▶ Needs Improvement Priority Schools – The lowest performing schools in the state
 - 48 schools
- ▶ Needs Improvement Focus Schools – The schools with the largest “gap” between the assessment performance of the Non-TAGG and the TAGG
 - 109 schools

The Academic Center of Excellence was identified as a Needs Improvement Focus School.

- ▶ Three-year percent proficient Non-TAGG – 75.18%
- ▶ Three-year percent proficient TAGG – 44.44%
- ▶ Three year Gap – 30.74%
 - The cut-off for identification was 28.5%

ACE Data compared to 10 other ALEs:

School	Literature Combined Population	Math Combined Population
A	17.6	23.7
B	No report	No report
C	16.7	7.7
D	12.5	NA
E	0	8.3
F	0	7.1
G	16.7	20
H	0	14.7
I	28.6	0
J	64.2	62.5
Academic Center of Excellence	73.6	82.1
Statewide All Students	74.4	76.3

District Accreditation

- Arkansas Department of Education
Standards & Assurance Review During
2011-2012 Academic Year

STATE OF ARKANSAS ACCREDITATION STATUS

School	Status	School	Status
Central Elem.	Accredited	Westside Elem.	Accredited/Cited
Eastside Elem.	Accredited	Middle School South	Accredited
Magness Creek Elem.	Accredited/Cited	Middle School North	Accredited/Cited
Mt. Springs Elem.	Accredited	Junior High South	Accredited/Cited
Northside Elem.	Accredited	Junior High North	Accredited
Southside Elem.	Accredited	High School	Accredited
Stagecoach Elem.	Accredited/Cited	ACE/ALE	Accredited/Cited
Ward Central Elem.	Accredited		

Accredited / Cited

School	Reason	Subject
Magness Creek Elementary	Additional Licensure Plan	Gifted & Talented
Stagecoach Elementary	Additional Licensure Plan	Gifted & Talented
Westside Elementary	Additional Licensure Plan	Gifted & Talented
Middle School North	Additional Licensure Plan	Special Education
Junior High South	Additional Licensure Plan	Special Education
ACE/ALE	Advanced Placement Approval	Advanced Placement

Additional Licensure Plan: This classification means a current certified teacher is in the process of acquiring licensure in an additional area he/she is not currently licensed. The state allows three years for completion of the additional licensure.

Advanced Placement Approval: This classification means the district is awaiting on course approval regarding advanced placement courses. This approval is granted through the state department.

CABOT PANTHER FOUNDATION

- ❖ Mission Statement: *To support the educational purposes of the Cabot School District, including, but not limited to, funding research, education, athletic and other activities to promote public education.*
- ❖ Executive Board
- ❖ Scholarships and Grants

CABOT BOARD OF EDUCATION TRAINING HOURS

Board Member	Total Hours (career)	Active Balance
Wendel Msall	106.5	56.5
Dean Martin	52.5	31.5
Corey Williams	36.75	21.75
Mark Russell	40	25
Donna Nash	32.5	23.5
Brian Evans	26	17

COMMUNICATION

- ❖ Web Page
www.cabotschools.org
- ❖ School Based Newsletters
- ❖ School Based Web Sites
- ❖ Board Summary to Staff
- ❖ Cabot Schools Network
- ❖ Articles in the local papers and newsletters
- ❖ Press Releases
- ❖ Parent Meetings
- ❖ Meetings with Certified and Classified Staff

COMMUNITY & SCHOOL PARTNERSHIPS

- City of Cabot
- City of Ward
- City of Austin
- Lonoke County Government
- Wilbur Mills Cooperative
- ASU/Beebe & Jonesboro
- Harding University
- ATU Cohort—Masters-Curriculum-EDS
- LRAFB Community Council
- Cabot Parks and Recreation
- Parent Teacher Organization PTO's
- Civic and Prof Groups
- Faith Based Groups
- Cabot Scholarship Foundation
- Cabot Panther Foundation
- Chambers of Commerce
- 189th Airlift Wing
Air National Guard